





# Endocrine and Targeted Therapy for Hormone Receptor–Positive, Human Epidermal Growth Factor Receptor 2–Negative Metastatic Breast Cancer—Capivasertib-Fulvestrant: ASCO Rapid Recommendation Update

Harold J. Burstein, MD, PhD<sup>1</sup> ; Angela DeMichele, MD<sup>2</sup> ; Lesley Fallowfield, DPhil<sup>3</sup>; Mark R. Somerfield, PhD<sup>4</sup> ; and N. Lynn Henry, MD, PhD<sup>5</sup> ; for the Biomarker Testing and Endocrine and Targeted Therapy in Metastatic Breast Cancer Expert Panels

DOI <https://doi.org/10.1200/JCO.24.00248>

ASCO Rapid Recommendation Updates highlight revisions to select ASCO guideline recommendations as a response to the emergence of new and practice-changing data. The rapid updates are supported by an evidence review and follow the guideline development processes outlined in the ASCO Guideline Methodology Manual. The goal of these articles is to disseminate updated recommendations, in a timely manner, to better inform health practitioners and the public on the best available cancer care options. Guidelines and updates are not intended to substitute for independent professional judgment of the treating provider and do not account for individual variation among patients. See appendix for disclaimers and other important information ([Appendix 1](#) and [Appendix 2](#), online only).

## BACKGROUND

Patients with hormone receptor–positive, human epidermal growth factor receptor 2 (HER2)–negative metastatic breast cancer (MBC) have emerging therapeutic options including novel endocrine<sup>1</sup> and targeted agents, with treatment informed by genomic biomarker testing.<sup>2</sup> The CAPitello-291 phase III, double-blind, randomized controlled trial (RCT) evaluating fulvestrant with the AKT pathway inhibitor capivasertib<sup>3</sup> and subsequent US Food and Drug Administration approval of capivasertib and a companion diagnostic device on November 16, 2023, constituted strong signals for updating ASCO MBC guidelines.<sup>1,2</sup>


## METHODS

A targeted electronic literature search was conducted to identify any additional RCTs in this patient population. The original guideline Expert Panel reconvened to review evidence and make revised recommendations.

## EVIDENCE REVIEW

CAPitello-291 randomly assigned 708 premenopausal, perimenopausal, or postmenopausal women or men with hormone receptor–positive, HER2–negative locally advanced or metastatic breast cancer to either capivasertib + fulvestrant (n = 355) or placebo + fulvestrant (n = 353).<sup>3</sup> Patients had experienced disease progression or relapse during previous aromatase inhibitor therapy, with or without a CDK4/6 inhibitor. Capivasertib was administered on a unique schedule of 400 mg orally twice a day for 4 days, then 3 days off, each week. All patients had tumor tissue submitted for next-generation sequencing. Activating mutations in *PIK3CA* and *AKT1* and inactivating alterations in *PTEN* genes were determined centrally with the FoundationOneCDx assay in all countries except China (which used OncoScreen Plus). Analyses were stratified by prior CDK4/6 exposure. Progression-free survival (PFS) in all patients (N = 477) and in patients with *PIK3CA*/*AKT1*/*PTEN*-altered tumors (n = 289) were the dual primary end

### ACCOMPANYING CONTENT

 Articles, December 10, 2021 issue on page [3959](#) and September 20, 2022 issue on page [3205](#)

 Appendix

Accepted February 8, 2024

Published March 13, 2024

Evidence Based Medicine

Committee approval:

February 4, 2024

J Clin Oncol 42:1450-1453

© 2024 by American Society of Clinical Oncology



[View Online Article](#)

points. The median PFS in the overall population was 7.2 months with capivasertib + fulvestrant and 3.6 months for placebo + fulvestrant (hazard ratio [HR], 0.60;  $P < .001$ ). The median PFS in the *PIK3CA/AKT1/PTEN*-altered tumor population was 7.3 months with capivasertib + fulvestrant and 3.1 months with placebo + fulvestrant (HR, 0.50;  $P < .001$ ). Among those whose tumors were AKT pathway nonaltered, the median PFS was 5.3 months and 3.7 months for capivasertib-treated and placebo-treated patients, respectively (HR, 0.79;  $P =$  nonsignificant), suggesting greatest benefit when tumors harbored AKT pathway mutations. Capivasertib + fulvestrant improved PFS regardless of prior CDK4/6 exposure.

Patient-reported outcome measures of quality of life showed consistent overall global health status (GHS) for both groups from baseline and no clinically meaningful changes in functional or symptom scores apart from worse diarrhea in the

capivasertib + fulvestrant arm. Time to deterioration of GHS was longer with capivasertib and numerically longer in functional and symptom domains apart from diarrhea.<sup>4</sup> Physician-reported grade  $\geq 3$  adverse events (AEs) were more frequent in the capivasertib + fulvestrant group, including rash (12.1% v 0.3% with placebo-fulvestrant), diarrhea (9.3% v 0.3%), and hyperglycemia (2.3% v 0.3%), and AEs more frequently led to treatment discontinuation (13% v 2.3%).

To our knowledge, to date, no survival benefit has been demonstrated. Appraisal of the trial report using the GRADE<sup>5</sup> instrument was performed as per ASCO's methodology and found a high certainty of the evidence.

The similar FAKTION study,<sup>6</sup> a randomized phase II comparison of fulvestrant with either capivasertib or placebo, showed qualitatively similar results as CAPitello-291 with benefit restricted to tumors harboring *PIK3CA/AKT1/PTEN* alterations.

**TABLE 1.** Treatment Options According to Prior Endocrine Therapy

Line of Therapy		Tumor Genomic Findings	Prior Endocrine Therapy <sup>a</sup>	
		None, tamoxifen only, or no prior recent AI therapy (anastrozole, exemestane, letrozole)	Recurrence on or within recent exposure to AI therapy	
First-line treatment		AI + CDK4/6 inhibitor	Fulvestrant + CDK4/6 inhibitor	
Tumor genomic testing <sup>b</sup>				
Second-line treatment	No targetable mutations	Fulvestrant or fulvestrant + everolimus		Fulvestrant + everolimus, or chemotherapy
	<i>ESR1</i> mutation	Elacestrant, or fulvestrant + everolimus		Elacestrant
	<i>PIK3CA</i> mutation	Fulvestrant + capivasertib, fulvestrant + alpelisib, <sup>d</sup> or fulvestrant		Fulvestrant + capivasertib, or fulvestrant + alpelisib <sup>d</sup>
	<i>AKT1</i> mutation or <i>PTEN</i> inactivation	Fulvestrant + capivasertib, or fulvestrant		Fulvestrant + capivasertib
Third-line treatment and beyond <sup>c</sup>	No targetable mutations or targeted therapy already given	Chemotherapy or further endocrine-based treatments		Chemotherapy or further endocrine-based treatments
	<i>ESR1</i> mutation	Elacestrant <sup>e</sup> or chemotherapy		Elacestrant <sup>e</sup> or chemotherapy
	<i>PIK3CA</i> mutation	Fulvestrant + capivasertib, <sup>e</sup> or fulvestrant + alpelisib, <sup>d,e</sup> or chemotherapy		Fulvestrant + capivasertib, <sup>e</sup> or fulvestrant + alpelisib, <sup>d,e</sup> or chemotherapy
	<i>AKT1</i> mutation or <i>PTEN</i> inactivation	Fulvestrant + capivasertib, <sup>e</sup> or chemotherapy		Fulvestrant + capivasertib, <sup>e</sup> or chemotherapy

NOTE. ASCO believes that cancer clinical trials are vital to inform medical decisions and improve cancer care and that all patients should have the opportunity to participate.

Abbreviations: AI, aromatase inhibitor; CDK4/6, cyclin-dependent kinase 4/6; CLIA, Clinical Laboratory Improvement Amendments; ER, estrogen receptor; ESR1, estrogen receptor 1; ET, endocrine treatment; PTEN, phosphatase and tensin homolog; SERD, selective estrogen receptor degrader.

<sup>a</sup>All contemporary studies for ER-positive advanced breast cancer have been based on outcomes in postmenopausal women or women who were premenopausal at the time of diagnosis of advanced cancer and then underwent medically induced menopause. For premenopausal women diagnosed with advanced, ER-positive breast cancer, ovarian function suppression should be initiated and then treatment proceeds as in the Table.

<sup>b</sup>Tumor genomic testing includes sequencing for targetable mutations, accomplished through large panel tumor genomic testing in a CLIA-certified laboratory performed on tissue or plasma obtained either at the time of progression or from archival tissue. In addition to selecting patients whose tumors have increased *PIK3CA* or *AKT1* activity because of the presence of activating mutations, it is also important to identify those whose tumors have inactivation of PTEN protein. PTEN inactivation can be identified based on the presence of premature stop codons, frameshift alterations, splice site mutations, *PTEN* homozygous deletion, *PTEN* rearrangements that disrupt protein function, or specific missense mutations (C124R, C124S, G129E, G129V, G129R, R130Q, R130G, R130L, R130P, C136R, C136Y, S170R, and R173C) on next-generation sequencing.

<sup>c</sup>There are few data on the value of older ET options after therapy with modern treatment regimens such as AIs, SERDs, CDK4/6 inhibitors, and/or other targeted agents. In select patients—typically those with indolent cancers, limited disease burden or symptoms, and demonstrated clinical benefit from prior ETs—therapies such as tamoxifen, megestrol acetate, or reintroduction of previously administered treatments may be of clinical value.

<sup>d</sup>Alpelisib is an option for patients with tumors harboring *PIK3CA*-activating mutations but not *AKT1*-activating mutations or PTEN inactivation.

<sup>e</sup>If not previously given.

## UPDATED RECOMMENDATIONS

### Recommendation 1.1

The Expert Panel recommends multiple lines of endocrine treatment (ET), frequently paired with targeted agents, with choices informed by prior treatments and by routine testing for activating mutations in *ESR1*, *PIK3CA*, or *AKT1* or inactivation of *PTEN* (Table 1). Panelists recommend inclusion of CDK4/6 inhibitor therapy with ET in the first line. Second- and third-line therapies reflect targeted options based on tumor genomics. Combining ET with the AKT pathway inhibitor capivasertib is appropriate for tumors harboring *PIK3CA* or *AKT1* mutations or *PTEN* inactivation while ET combined with the PI3 kinase inhibitor alpelisib is an option for tumors harboring *PIK3CA* mutations, but not *AKT1* mutations. Other options include ET with mammalian target of rapamycin inhibitor everolimus irrespective of tumor genomics (Table 1). Monotherapy with the oral selective estrogen receptor degrader elacestrant is an option for tumors with *ESR1* mutation (Evidence quality: High; Strength of recommendation: Strong).

### Recommendation 1.2

There are no comparative efficacy data for choosing a *PIK3CA* targeted option for those who are potential candidates for capivasertib or alpelisib treatment. For such patients, the Panel recommends selecting the targeted agent based on perceived risk-benefit considerations such as

hyperglycemia, diarrhea, or treatment discontinuation for AEs (Evidence quality: Low; Strength of recommendation: Weak).

### Qualifying Statement for Recommendations 1.1 and 1.2

Both capivasertib and alpelisib can cause rash and/or diarrhea. Grade 3 or greater AEs included diarrhea (9.3% capivasertib v 6.7% alpelisib), rash (12.1% capivasertib v 9.9% alpelisib), and hyperglycemia (2.3% capivasertib v 36.6% alpelisib). Clinicians may mitigate symptoms with antihistamines, anti-diarrheal agents, or other supportive measures. Most patients with estrogen receptor-positive, HER2-negative breast cancers will be candidates for multiple lines of ET and/or targeted agents prior to chemotherapy or antibody-drug conjugate therapy. While newer agents have been added to the armamentarium, there remain few studies on the optimal timing or sequence of treatments, comparisons of targeted agents within a class, or studies that compare one class of agents against another. Such trials are an important clinical priority, as are studies to mitigate side effects of these agents.

Evidence supporting unchanged recommendations and sections on patient-clinician communication, gaps in the literature and directions for future research, and more are found in the full guideline publications<sup>1,2</sup> and apply to this Rapid Update. Additionally, for guideline tools and resources, including a complete summary table, visit [www.asco.org/breast-cancer-guidelines](http://www.asco.org/breast-cancer-guidelines).

## AFFILIATIONS

<sup>1</sup>Dana Farber Cancer Institute, Boston, MA

<sup>2</sup>University of Pennsylvania, Philadelphia, PA

<sup>3</sup>University of Sussex, Brighton, United Kingdom

<sup>4</sup>American Society of Clinical Oncology, Alexandria, VA

<sup>5</sup>University of Michigan, Ann Arbor, MI

## CORRESPONDING AUTHOR

American Society of Clinical Oncology; e-mail: [guidelines@asco.org](mailto:guidelines@asco.org).

## EQUAL CONTRIBUTION

H.J.B., A.D., and N.L.H. were the Expert Panel Co-Chairs.

## EDITOR'S NOTE

This ASCO Clinical Practice Guideline Recommendation Update provides a recommendation update, with review and analysis of the relevant literature for the recommendation. Additional information, including links to patient information at [www.cancer.net](http://www.cancer.net), is available at [www.asco.org/breast-cancer-guidelines](http://www.asco.org/breast-cancer-guidelines).

## AUTHORS' DISCLOSURES OF POTENTIAL CONFLICTS OF INTEREST

Disclosures provided by the authors are available with this article at DOI <https://doi.org/10.1200/JCO.24.00248>.

## AUTHOR CONTRIBUTIONS

**Conception and design:** All authors

**Administrative support:** Harold J. Burstein, Mark R. Somerfield

**Collection and assembly of data:** All authors

**Data analysis and interpretation:** All authors

**Manuscript writing:** Harold J. Burstein, Angela DeMichele, Lesley Fallowfield, Mark R. Somerfield, N. Lynn Henry

**Final approval of manuscript:** Harold J. Burstein, Angela DeMichele, Lesley Fallowfield, Mark R. Somerfield, N. Lynn Henry

**Accountable for all aspects of the work:** Harold J. Burstein, Angela DeMichele, Lesley Fallowfield, Mark R. Somerfield, N. Lynn Henry

## ACKNOWLEDGMENT

The authors wish to thank Dr Kerin Bess Adelson and Dr Claire Dees and the ASCO Evidence-Based Medicine Committee for their thoughtful reviews and insightful comments on this guideline update. The following are members of the Biomarkers for Systemic Therapy in Metastatic Breast Cancer Expert Panel: N. Lynn Henry, MD, PhD; Zoneddy Dayao, MD; Anthony Elias, MD; Kevin Kalinsky, MD, MS; Lisa M. McShane, PhD; Beverly Moy, MD, MPH; Ben Ho Park MD, PhD; Kelly M. Shanahan, MD; Priyanka Sharma, MD; Rebecca Shatsky, MD; Erica Stringer-Reasor, MD; Melinda Telli, MD; Nicholas C. Turner, MD, PhD; and Angela DeMichele, MD. The following are members of the Endocrine Treatment and Targeted Therapy for HR-Positive, HER2-Negative Metastatic Breast Cancer Expert Panel: Harold J. Burstein, MD, PhD; Debra L. Barton, PhD, RN; Ali Dorris, MBA, MFA; Lesley J. Fallowfield, DPhil; Dharamvir Jain, MD; Stephen R.D.

Johnston, MD, PhD; Larissa A. Korde, MD; Jennifer K. Litton, MD; Erin R.

Macrae, MD; Lindsay L. Peterson, MD, MSCR; Praveen Vikas, MBBS;

Rachel L. Yung, MD; and Hope S. Rugo, MD.

## REFERENCES

1. Burstein HJ, Somerfield MR, Barton DL, et al: Endocrine treatment and targeted therapy for hormone receptor-positive, human epidermal growth factor receptor 2-negative metastatic breast cancer: ASCO guideline update. *J Clin Oncol* 39:3959-3977, 2021
2. Henry NL, Somerfield MR, Dayao Z, et al: Biomarkers for systemic therapy in metastatic breast cancer: ASCO guideline update. *J Clin Oncol* 40:3205-3221, 2022
3. Turner NC, Oliveira M, Howell SJ, et al: Capivasertib in hormone receptor-positive advanced breast cancer. *N Engl J Med* 388:2058-2070, 2023
4. Rugo H, Oliveira M, Howell SJ, et al: Patient-reported outcomes from the Phase 3 CAPitello-291 trial investigating capivasertib and fulestrant for patients with aromatase inhibitors-resistant HR-positive/HER2-negative advanced breast cancer. San Antonio Breast Cancer Symposium, 2023 (abstract PS02-02)
5. Brozek JL, Akl EA, Compalati E, et al: Grading quality of evidence and strength of recommendations in clinical practice guidelines part 3 of 3. The GRADE approach to developing recommendations. *Allergy* 66:588-595, 2011
6. Howell SJ, Casbard A, Carucci M, et al: Fulvestrant plus capivasertib versus placebo after relapse or progression on an aromatase inhibitor in metastatic, oestrogen receptor-positive, HER2-negative breast cancer (FAKTION): Overall survival, updated progression-free survival, and expanded biomarker analysis from a randomised, phase 2 trial. *Lancet Oncol* 23:851-864, 2022

## ASCO Journals

### ATTENTION AUTHORS: Enhance Your Chances of Getting Selected for Publication

ASCO, in collaboration with Editage, provides members and authors with expert manuscript preparation services that support you through every stage of your academic journey – from preparing to submit to promoting your article.



EDITING  
SUPPORT



DESIGN AND  
ARTWORK  
SERVICES



TECHNICAL  
REVIEW  
ASSISTANCE



RESEARCH  
COMMUNICATION  
SOLUTIONS

Learn more at [asco.editage.com](https://asco.editage.com)

## AUTHORS' DISCLOSURES OF POTENTIAL CONFLICTS OF INTEREST

**Endocrine and Targeted Therapy for Hormone Receptor–Positive, Human Epidermal Growth Factor Receptor 2–Negative Metastatic Breast Cancer—Capivasertib-Fulvestrant: ASCO Rapid Recommendation Update**

The following represents disclosure information provided by authors of this manuscript. All relationships are considered compensated unless otherwise noted. Relationships are self-held unless noted. I = Immediate Family Member, Inst = My Institution. Relationships may not relate to the subject matter of this manuscript. For more information about ASCO's conflict of interest policy, please refer to [www.asco.org/rwc](http://www.asco.org/rwc) or [ascopubs.org/jco/authors/author-center](http://ascopubs.org/jco/authors/author-center).

Open Payments is a public database containing information reported by companies about payments made to US-licensed physicians ([Open Payments](#)).

**Angela DeMichele**

**Consulting or Advisory Role:** Pfizer

**Research Funding:** Pfizer (Inst), Genentech (Inst), Novartis (Inst), Inivata/NeoGenomics (Inst)

**Lesley Fallowfield**

**Honoraria:** AstraZeneca, Veracyte, Eisai, Pfizer, Medscape

**Consulting or Advisory Role:** Voluntis, AstraZeneca, Lilly, Roche

**Research Funding:** Lilly (Inst), AstraZeneca

**Travel, Accommodations, Expenses:** Genomic Health

**N. Lynn Henry**

**Consulting or Advisory Role:** Myovant Sciences, AstraZeneca

**Research Funding:** Blue Note Therapeutics (Inst)

**Patents, Royalties, Other Intellectual Property:** Royalty from UpToDate

**Open Payments Link:** <https://openpaymentsdata.cms.gov/physician/27894>

No other potential conflicts of interest were reported.

## APPENDIX 1. GUIDELINE DISCLAIMER

The Clinical Practice Guidelines and other guidance published herein are provided by the ASCO to assist providers in clinical decision making. The information herein should not be relied upon as being complete or accurate, nor should it be considered as inclusive of all proper treatments or methods of care or as a statement of the standard of care. With the rapid development of scientific knowledge, new evidence may emerge between the time information is developed and when it is published or read. The information is not continually updated and may not reflect the most recent evidence. The information addresses only the topics specifically identified therein and is not applicable to other interventions, diseases, or stages of diseases. This information does not mandate any particular course of medical care. Further, the information is not intended to substitute for the independent professional judgment of the treating provider, as the information does not account for individual variation among patients. Recommendations specify the level of confidence that the recommendation reflects the net effect of a given course of action. The use of words like "must," "must not," "should," and "should not" indicates that a course of action is recommended or not recommended for either most or many patients, but there is latitude for the treating physician to select other courses of action in individual cases. In all cases, the selected course of action should be considered by the treating provider in the context of treating the individual patient. Use of the information is voluntary. ASCO does not endorse third party drugs, devices, services, or therapies used to diagnose, treat, monitor, manage, or alleviate health conditions. Any use of a

brand or trade name is for identification purposes only. ASCO provides this information on an "as is" basis and makes no warranty, express or implied, regarding the information. ASCO specifically disclaims any warranties of merchantability or fitness for a particular use or purpose. ASCO assumes no responsibility for any injury or damage to persons or property arising out of or related to any use of this information, or for any errors or omissions.

## APPENDIX 2. GUIDELINE AND CONFLICTS OF INTEREST

The Expert Panel was assembled in accordance with ASCO's Conflict of Interest Policy Implementation for Clinical Practice Guidelines ("Policy," found at <https://www.asco.org/guideline-methodology>). All members of the Expert Panel completed ASCO's disclosure form, which requires disclosure of financial and other interests, including relationships with commercial entities that are reasonably likely to experience direct regulatory or commercial impact as a result of promulgation of the guideline. Categories for disclosure include employment; leadership; stock or other ownership; honoraria, consulting or advisory role; speaker's bureau; research funding; patents, royalties, other intellectual property; expert testimony; travel, accommodations, expenses; and other relationships. In accordance with the Policy, the majority of the members of the Expert Panel did not disclose any relationships constituting a conflict under the Policy.